

Survey: WeST Staff Survey 2025

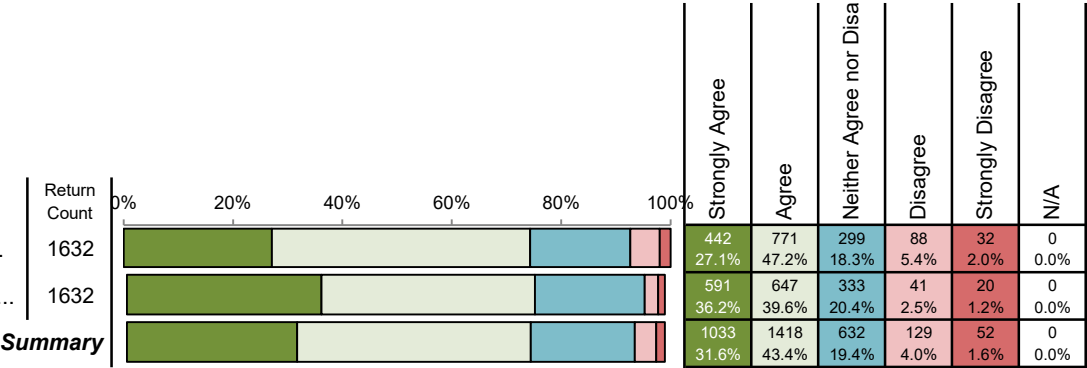
Report By: All Respondents

Difference from: All Respondents  
Ext. Benchmark: 25,968 staff members from 227 schools within the 'All Data' QDP national benchmark.  
Report style: Combined Graphical, Rated, Questionnaire order  
Filtered by: All Respondents  
Respondents: 1,632



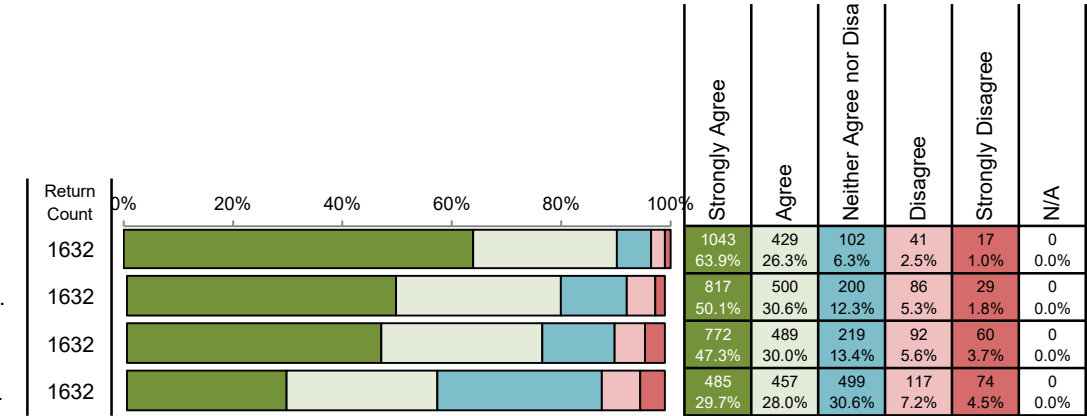
Values & Vision

- 1 The culture I experience at work reflects the WeS...
- 2 Being part of a sustainable workplace is important ...



My Worklife

- 3 My manager trusts me to work independently.
- 4 My manager is considerate of my work-life balance.
- 5 I am often thanked by my manager for my efforts.
- 6 My senior leadership team support flexible working.



Rating	Difference	Agree%	Distance Travelled	Quartile	External Benchmark
46		74			
54		76			
50		75			

Rating	Difference	Agree%	Distance Travelled	Quartile	External Benchmark
75		90			
61		81		A	+25
56		77		C	+3
36		58		D	-19

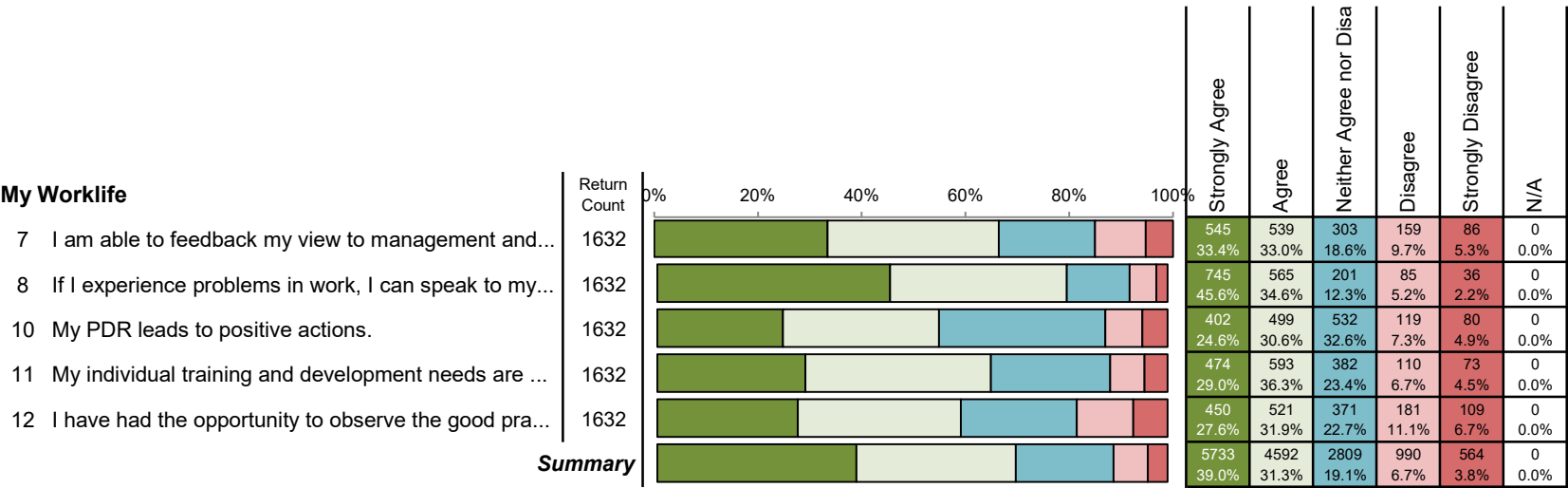
Survey: WeST Staff Survey 2025

Report By: All Respondents

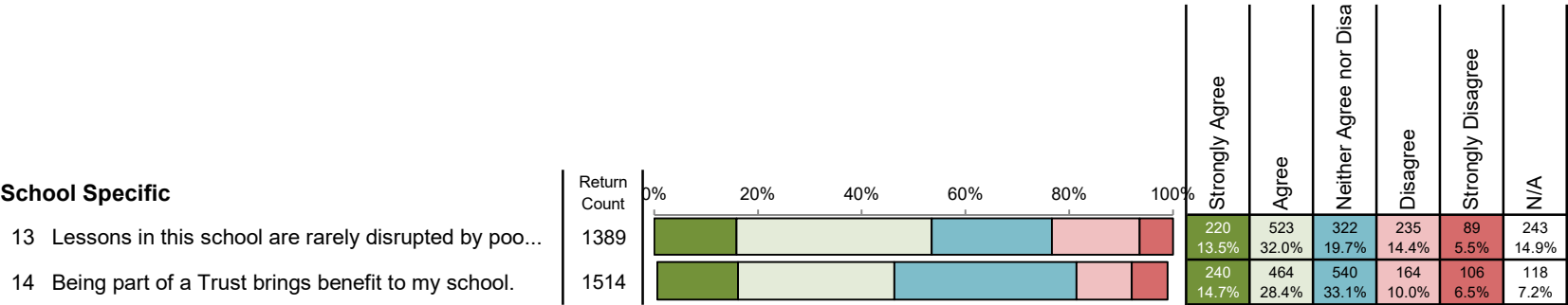
Difference from: All Respondents  
Ext. Benchmark: 25,968 staff members from 227 schools within the 'All Data' QDP national benchmark.  
Report style: Combined Graphical, Rated, Questionnaire order  
Filtered by: All Respondents  
Respondents: 1,632



My Worklife



School Specific



Rating	Difference	Agree%	Distance Travelled	Quartile	External Benchmark
40		66		C	-3
58		80		B	+5
31		55		C	-7
39		65		C	-1
31		59			
47		70		C	=

Rating	Difference	Agree%	Distance Travelled	Quartile	External Benchmark
20		53		C	+4
19		46			

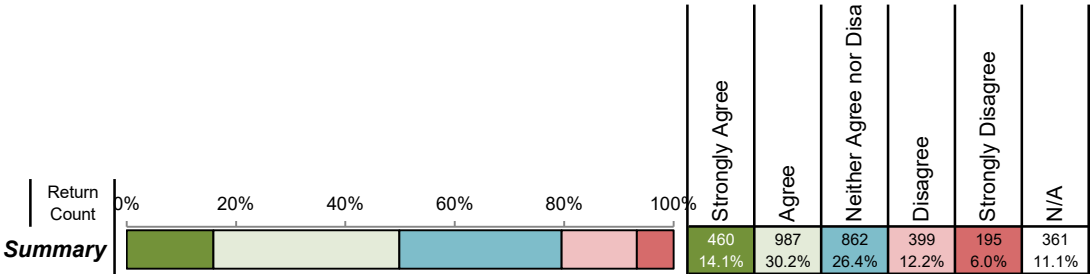
Survey: WeST Staff Survey 2025

Report By: All Respondents

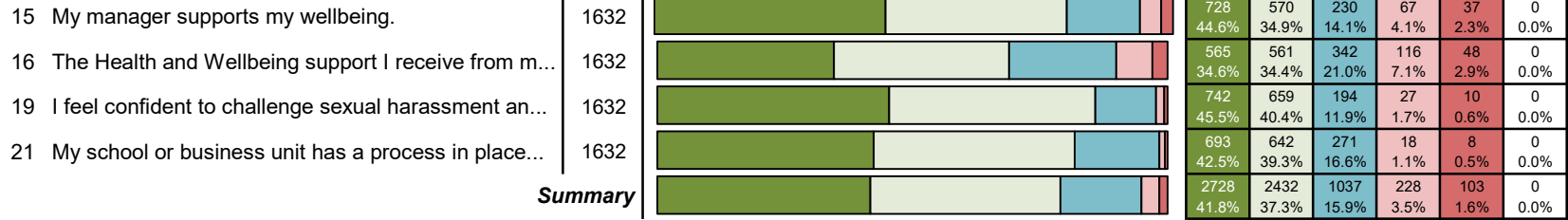
Difference from: All Respondents  
Ext. Benchmark: 25,968 staff members from 227 schools within the 'All Data' QDP national benchmark.  
Report style: Combined Graphical, Rated, Questionnaire order  
Filtered by: All Respondents  
Respondents: 1,632



School Specific



Health, Safety & Wellbeing



Rating	Difference	Agree%	Distance Travelled	Quartile	External Benchmark
19		50		C	+4

Rating	Difference	Agree%	Distance Travelled	Quartile	External Benchmark
58		80		B	+15
45		69		B	+4
64		86			
61		82		D	-14
57		79		C	+2

Survey: WeST Staff Survey 2025

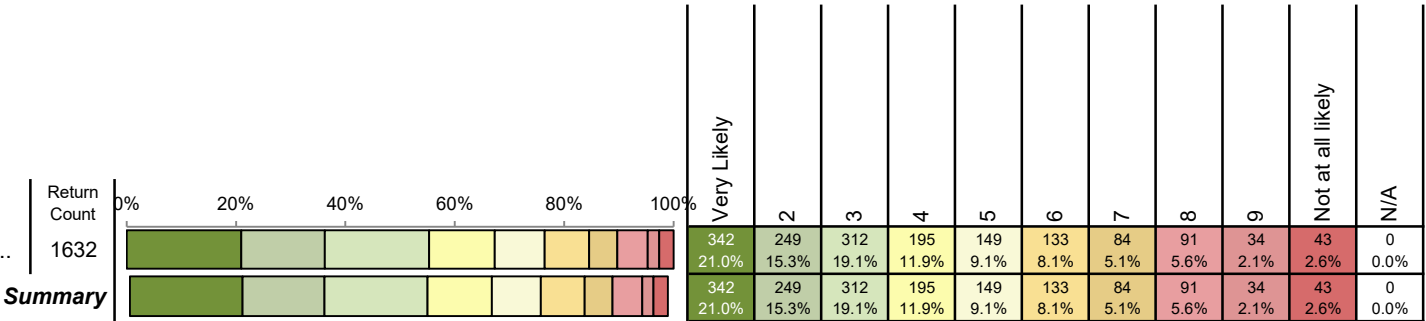
Report By: All Respondents

Difference from: All Respondents  
Ext. Benchmark: 25,968 staff members from 227 schools within the 'All Data' QDP national benchmark.  
Report style: Combined Graphical, Rated, Questionnaire order  
Filtered by: All Respondents  
Respondents: 1,632



WeST as an Employer

22 How likely are you to recommend Westcountry Sc...



Rating	Difference	Agree%	Distance Travelled	Quartile	External Benchmark
40		76		D	-15
40		76		D	-15